

# Create your print station.

## Optimize your time.

Inline or offline  
matrix remover



Label rewinder



### About Pro Series Label Printers

A versatile, professional label printing for labels with impact! OKI's Pro Series Label Printers are a true breakthrough in printing technology for the label industry.

On demand, professional four and five color narrow-format label printing is now possible in-house on a wide range of label media taking creativity and flexibility to a new level.

### Improve your workflow

The new labeling accessories designed specifically for OKI Pro Series Label Printers will make the production and delivery of customized color labels on roll much easier.

Matrix Remover in a single pass process that removes the waste material from the pre die-cut media and rewinds the finished labels on a roll.

The compact and resistant Rewinder allows a synchronized printed media rewinding process on a 3" cardboard core.

## Karley Deutschland GmbH

Herner Str. 15b, 45657 Recklinghausen

Tel: 02361-979231-55, Fax: 02361-979231-90, Email: [info@karley.eu](mailto:info@karley.eu)

# Inline Matrix remover for OKI Pro Series Label Printers

MCHMTX170



Designed to be installed and work in-line to OKI Pro Series Label Printer, the Matrix Remover is an all-in-one system capable of removing the waste material from the pre die-cut media and rewinding on a 3" cardboard core with the finished printed labels face out.

The unit is equipped with an external auto-switching 100/240VAC - 2.5A at 24V power supply and an electronic circuit in charge of controlling the functions.

Perfect bleed labels can be achieved on pre die cut media after the waste material is removed from your artwork with this matrix intact.

The production of edge-to-edge printed labels on roll will become extremely easy and quick.

Outside diameter up to 250mm (9.84")

Media width up to 170mm (6.69")

3" fixed core holder



*In order to guarantee a perfectly aligned media path, a specific baseplate which easily accomodates the printer is included.*



*To ensure that both systems are perfectly aligned, we've included a tough iron table equipped with wheels to allow a smooth mobility, and added shelves to stock your printed materials for a complete printer station.*

TBLMCHRW170 + TBLEXT

# Offline Matrix remover for OKI Pro Series Label Printers

MCHMTXOL170



This new offline matrix remover version for Oki Pro Series gives the user the ability to remove the waste material from printed or blank pre die-cut rolls of labels up to 170mm wide onto 3" cardboard core and having an outside diameter up to 200mm. The finished labels will be rewinded face out only.

As an optional accessory (MTXSLT170), we make it possible to add a slitter module to this unit giving you the opportunity to split the original media width in narrower rolls.

## Workflow optimization

The main benefit in choosing the offline matrix remover is that it can complete each job without any interruptions that can be caused by the laser printing engine. Since the media will be loaded into the matrix remover at the beginning of the job, this reduces production time making this unit very time efficient. Being that it's an offline solution, the matrix removing and slitting operations will not be interrupted if the printer decided to pause or cut the media during the standard printing process.



*Manual speed adjustment.*



*This pressing roller (shown here) positioned above the waste core holder facilitates the matrix removal from the die-cut roll, reducing the risk of tearing and ensuring more precise operation of the machine.*

The unit is equipped with an external auto-switching 100/240VAC - 2.5A at 24V power supply and an electronic circuit in charge of controlling the functions.

Perfect full bleed labels can be achieved on pre die cut media after the waste material is removed.

The production of edge-to-edge printed labels on roll will become extremely easy and quick.

**Outside diameter up to 200mm (7.87")**

**Media width up to 170mm (6.69")**

**3" fixed core holder**

*Adjustable guides to obtain the perfect finished rolls.*





# Label rewinder for OKI Pro Series Label Printers



MCHRW170

The motorized core holder can handle printed media up to 170mm (6.69") wide, and rewind rolls having an outside diameter up to 250mm (9.84") with an internal 3" fixed core. The rewinded rolls will be face out only.

The rewinding speed is synchronized automatically by the tension arm while when the roll of labels runs out, the rewinder stops by itself.

The unit is equipped with an external auto-switching 100/240VAC - 2.5A at 24V power supply and an electronic circuit controls the functions.

Thanks to its revolutionary design and toughness, the rewinder is perfect for high and heavy duty jobs.


Outside diameter up to 250mm (9.84")

Media width up to 170mm (6.69")

3" fixed core holder



*In order to guarantee a perfectly aligned media path, a specific baseplate which easily accommodates the printer is included.*



*To ensure that both systems are perfectly aligned, we've included a tough iron table equipped with wheels to allow a smooth mobility, and added shelves to stock your printed materials for a complete printer station.*

TBLMCHRW170

# Desktop Label Finisher

Customized  
Label in a flash!



VRG14PL

Karley Deutschland GmbH

Herner Str. 15b, 45657 Recklinghausen  
Tel: 02361-979231-55, Fax: 02361-979231-90, Email: [info@karley.eu](mailto:info@karley.eu)

# VIRGO - Desktop Digital label finishing system



Virgo is a compact desktop finishing system that unwinds, laminates labels for durability, digitally die cuts, removes excess label material around each die-cut shape, slit, and rewinds offering you everything to professionally cut and finish labels.

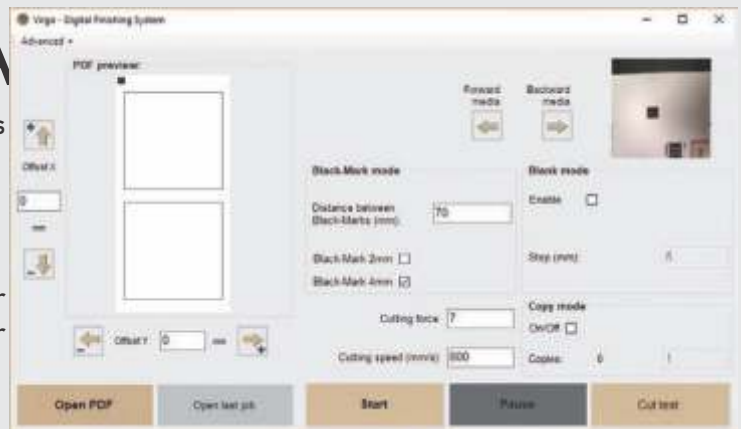
The system provides a very accurate label finishing solution using cutting plotter technology with reduced dimensions. This allows you to cut different types of materials and shapes on the fly without the added cost of dies.

The Virgo's core features offer the user full flexibility, limitless variations in label design with a smooth workflow. The Virgo digital label finisher is truly the perfect on-demand short run label finishing solution for those using a digital color label printers and presses.

## VIRGO CUTTING MANAGEMENT SOFTWARE

The unit is equipped with a cutter management tool that works in tandem with a camera forming an integrated optical black-mark registration system providing cutting speed optimization and avoiding synchronization issues.

The operator can use this software to detect the black marker and load the cutting files both created on Adobe Illustrator or Corel Draw.



## Benefits

Short run in-house label production reducing cost and inventory requirements

Producing full bleed labels will no longer be a nightmare

Laminating option for labels for added durability (no need for special media)

No need to order pre-die cut label rolls

Desktop size unit

Plug and Play



*Virgo is equipped with two handles, one on each side, that allows you to easily move the machine.*

*This pressing roller positioned above the waste core holder facilitates the matrix removal from the die-cut roll, reducing the risk of tearing and ensuring more precise operation of the machine.*





## Optical Sensing

With the help of the camera, the Virgo uses an integrated optical black-mark registration system allowing it to read one black-mark for each cutting layout, optimizing cutting speed with no synchronization issues.

## Blank Labels


Cutting blank labels on the Virgo is hassle free. With the help of the Virgo software, operators will only need to set label step, meaning there's no need to load media with a pre-printed black-marker.

## Software

Virgo proprietary software can be installed on any Windows based computer running XP or later.

### SPECIFICATIONS

Input / Output max. roll diameter	200 mm (7.87")
Minimum media width	100 mm (3.94")
Maximum media width	140 mm (5.51")
Maximum cutting width	122 mm (4.80")
Minimum / Maximum label length	10 mm (0.39") / 200 mm (7.87")
Minimum slitting width	19 mm (0.75")
Number of slitting blades	up to 6
Lamination module	YES
Dimensions	L = 116 cm (45.66") H = 68 cm (26.77") W = 68 cm (26.77")
Weight (estimated)	180 kg (396 lb)
Roll core size	76 mm (3")
Maximum media thickness	0.25 mm (10 mil)
Maximum cut speed	600 mm/s (24 in/s) in all directions
Warranty	One year parts and labor. Usage limitation may apply



*Coupling roller  
printed roll/lamination roll*

*Friction to adjust the tight of roll*



## PLOTTER SPECIFICATIONS

Data interface	USB 2.0
Linear cut speed	Depends on the complexity of the graphic
Programmable Cutting Force	20 gf - 300 gf in 31 steps (Max 300 gf)
Cut to registration	Single point registration black-mark (4 mm (0.16") or 2 mm (0.08") square)
Interface & Software	Virgo Software (PC only (Windows x32 and X64) Win 7, Win 8.x, Win 10) cutter management tool.
Power requirements	100-240 VAC, 240 watts

Backing rotary blade to cut the external edges and keep them on the waste material



### Media Track

Virgo is equipped with an ultrasonic sensor system that generates a loop of media both in plotter input and output in order to guarantee a smooth media track during the cutting operations.



Adjustable guides to obtain the perfect alignment



Slit to different rolls

